

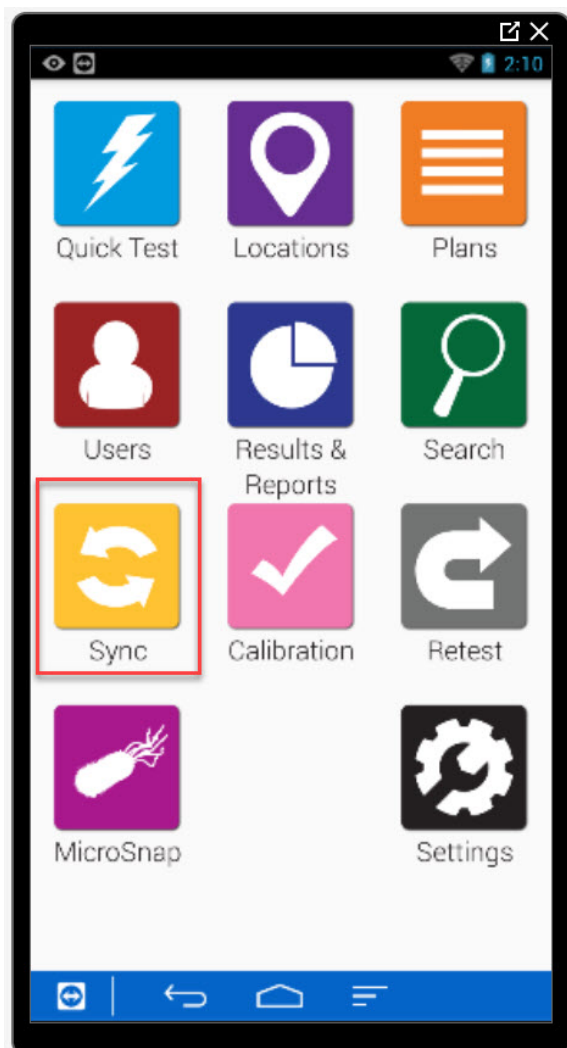
Clearing Instrument Registration to SureTrend Cloud

Introduction

With new accounts sometimes you will need to move an EnSURE Touch instrument from one account over to the proper SureTrend Cloud account. In this how-to knowledge article you will see how to accomplish this easy task.

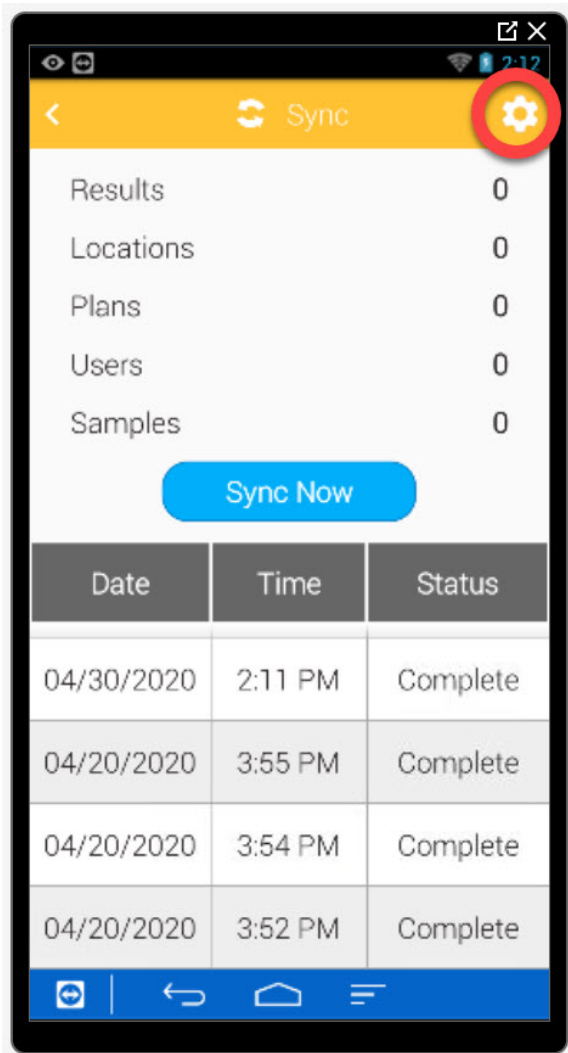
Step | 1

On the EnSURE™ TOUCH unit select “SURETREND SYNC”



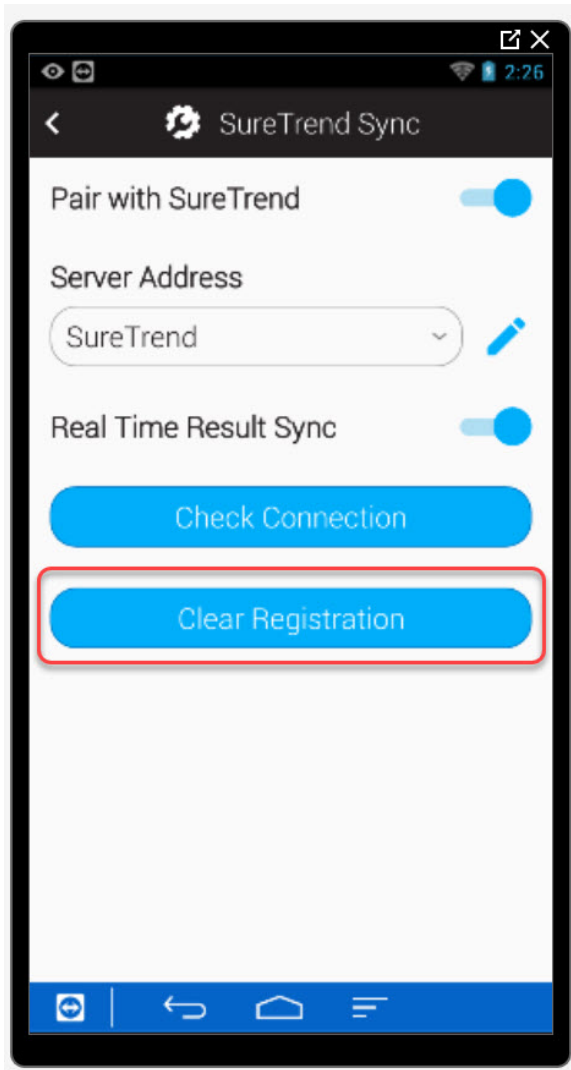
Step | 2

Once you are in the Sync screen, click on the Setting icon in the upper right-hand corner.



Step | 3

You will want to select clear registration.



Step | 4

At this point, you are ready to add the unit to the cloud account of your choice. Be sure and know that you must have administrator rights to be able to register the EnSURE TOUCH.



Welcome

customer@hygiena.com

.....

Log in

[Forgot Username or Password?](#)

Not a member yet? [Create new account](#)

[Help](#)

©2020 Hygiena, LLC

Step | 5

Once you are signed in go to the settings tab in the upper right-hand corner.

SureTrend[™] by Hygiena

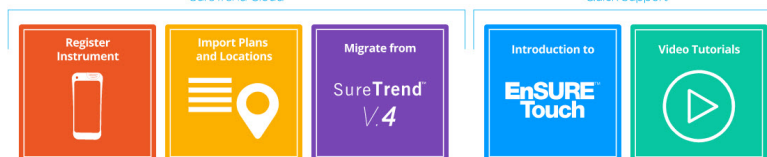


[Dashboard](#) [Results](#) [Reports](#) [Instrument](#)

Welcome

SureTrend Cloud

Quick Support



[Go To Dashboard](#) Don't show again

©2020 Hygiena, LLC

Step | 6

Select the instrument registration option.



Logout



Settings



Help

User management

Account management

Instrument registration

SureTrend 4 Cloud Sync

Welcome

Step | 7

Register instrument

Step | 8

Enter your instrument's name and select the site it needs to be assigned to.

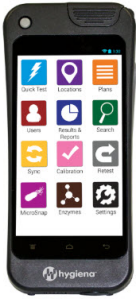
Register a new Instrument

Step 1: Name the instrument (optional)

Instrument Name

What is the name of the site or facility where it will be used?

Camarillo2



Dismiss

Next

©2020 Hygiena, LLC

Step | 9

You are now on the screen with your instrument's information on it.

Register a new Instrument

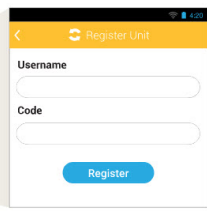
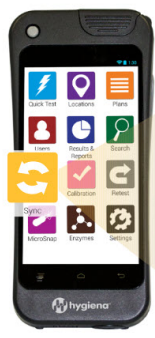
Step 2: Connect Instrument to the Internet via Wi-Fi

Step 3: On the Instrument, select the Sync icon on the home screen. Enter the Username and code on instrument and press the register button. Wait for status to change to successful

Username: psandoval@hygiena.com

Code: 2900190

Status: Pending



Cancel Registration

Done

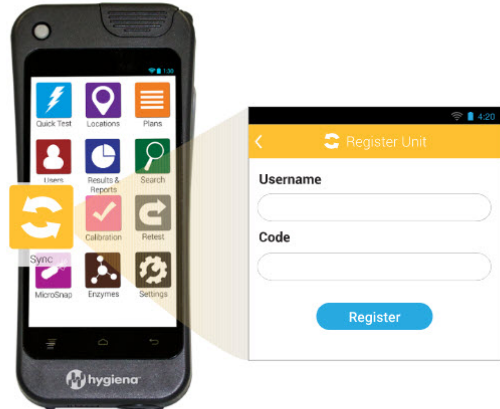
©2020 Hygiena, LLC

Step | 10

Once you enter the information into your EnSURE TOUCH you will see this screen pop up.

Register a new Instrument

- Step 2:** Connect Instrument to the Internet via Wi-Fi
- Step 3:** On the Instrument, select the Sync icon on the home screen. Enter the Username and code on instrument and press the register button. Wait for status to change to successful
- Username:**
- Code:**
- Status:** **Successful**



Done

Congratulations! You've completed the setup of EnSURE™ TOUCH and moved it into SureTrend Cloud!

If you need further assistance please click on the icon below for tech support.

