

Global Locations and Plans

If your operation has multiple facilities with the same plans and locations, you don't need to create duplicates for each site in your account. You can use the Global attribute to make those locations or plans available to all sites in your account. This means that each of these global touchpoints or plans will be visible on every EnSURE Touch registered to your SureTrend Cloud Account.

This can help you standardize your testing across multiple facilities and limit discrepancies by monitoring locations and plans across all associated instruments, reducing the time spent on programming them.




Make a Location or Plan Global

1. Log into [SureTrend Cloud](#).
2. Click the **Sites** tab.
3. Click the site that has the plan or location you want to make global.
4. Click the **Plans** or **Locations/Samples** tab.
5. Click the checkbox in the Global column to make the item global.

You will need to sync all of your EnSURE Touch to download the changes you made.

2

3

Name	Logo	Active	
▼ Camarillo, US		<input checked="" type="checkbox"/>	 

4

Locations		Plans	Instrument Users	SureTrend Users	Instruments	Site Settings					
<div><div><div></div><div></div><div></div></div><div>Bulk Edit</div></div>											
<input type="checkbox"/>		Location Name	Lower	Upper	Zone	Cleaner	CFU Fail Limit	Incubation Hours	Target Incubation	Device/Assay/Test	Global
<input type="checkbox"/>		Q	Q	Q	Q	(All)	Q	Q	(All)	(All)	(All)
<input type="checkbox"/>		ANES Cart	30	60			0	0		UltraSnap	<input checked="" type="checkbox"/>
<input type="checkbox"/>		ANES Keyboard	30	60			0	0		UltraSnap	<input type="checkbox"/>
<input type="checkbox"/>		ANES Machine	30	60			0	0		UltraSnap	<input type="checkbox"/>
<input type="checkbox"/>		ANES Mouse	30	60			0	0		UltraSnap	<input type="checkbox"/>
<input type="checkbox"/>		Arm Table	30	60			0	0		UltraSnap	<input type="checkbox"/>
<input type="checkbox"/>		B Scope Channel	30	60			0	0		UltraSnap	<input type="checkbox"/>
<input type="checkbox"/>		B Scope Distal	30	60			0	0		UltraSnap	<input type="checkbox"/>
<input type="checkbox"/>		Back Table	30	60			0	0		UltraSnap	<input type="checkbox"/>
<input type="checkbox"/>		Bair Hose	30	60			0	0		UltraSnap	<input type="checkbox"/>
<input type="checkbox"/>		Bathroom Handrails	30	60			0	0		UltraSnap	<input type="checkbox"/>
<input type="checkbox"/>		Bathroom light switch	20	60			0	0		UltraSnap	<input type="checkbox"/>
<input type="checkbox"/>		Bathroom Sink	30	60			0	0		UltraSnap	<input type="checkbox"/>

5

Contact Hygiena Technical Support for further assistance.

- Phone: 1-888-HYGIENA (1-888-494-4362, option 2)
- Email: techsupport@hygiena.com
- [Submit a Support Ticket](#)
- [Schedule a Microsoft Teams meeting with support](#)