


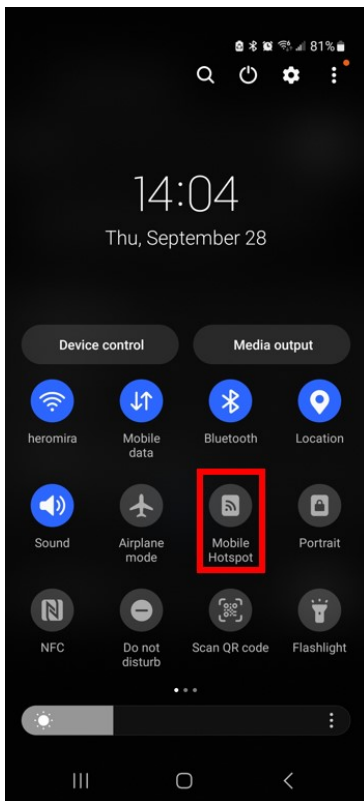
How to set up a Mobile Hotspot




What is a Mobile Hotspot?

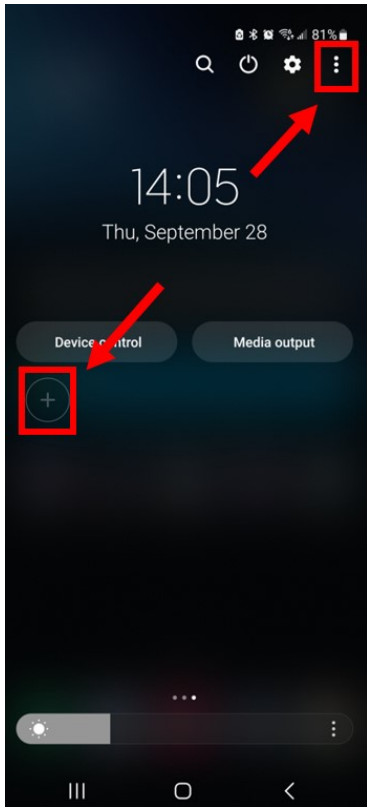
A mobile hotspot allows users to share their mobile phone's internet connection with another device via Wi-Fi.

How to set up a Hotspot on Android:

1. Swipe down from the top of the screen.
2. Tap Hotspot  .




3. If you don't find Hotspot  , at the swipe towards the end of the menu Edit + and drag Hotspot  into your Quick Settings.
4. You can also edit the Quick Settings by tapping the ellipses on the upper right portion. You can then add Hotspot  into your Quick Settings.



Connect your EnSURE Touch to your phone's hotspot

1. On the EnSURE Touch, go to Settings>WiFi.
2. Pick your phone's hotspot name.
3. Enter your phone's hotspot password.
4. Click **Connect**.

If you don't want your hotspot to require a password:

1. Swipe down from the top of the screen.
2. Touch and hold Hotspot .
3. Select "Configure" and for Security choose Open or None.

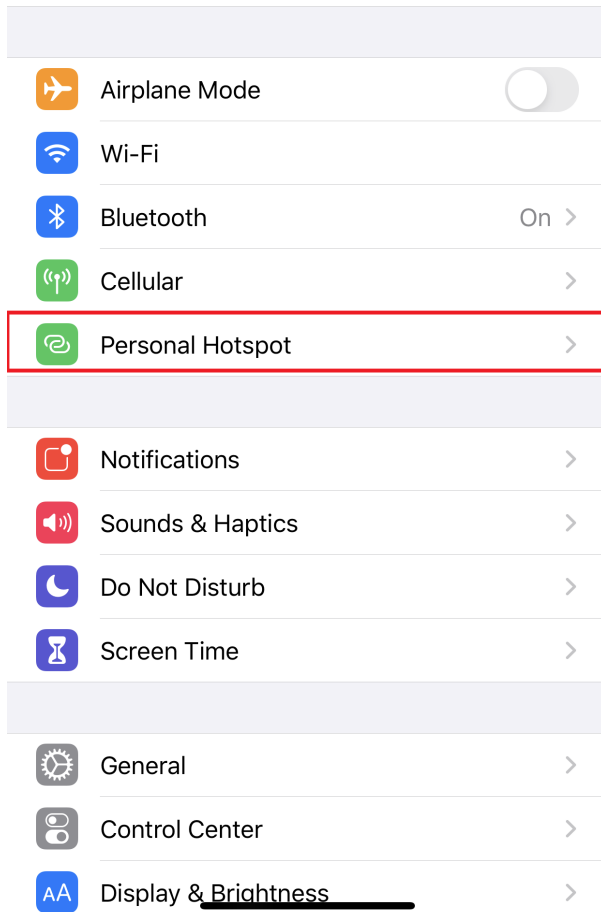
How to set up a Hotspot on iPhone:

1. Open the **Settings** app.
2. Select **Personal Hotspot**.

12:10



Settings



3. Set a **Wi-Fi Password**.



4. Select **Allow Others to Join**.

12:11

LTE

Settings

Personal Hotspot

Personal Hotspot on your iPhone can provide Internet access to other devices signed into your iCloud account without requiring you to enter the password.

Allow Others to Join



Wi-Fi Password

wifipassword >

Allow other users or devices not signed into iCloud to look for your shared network "Batman" when you are in Personal Hotspot settings or when you turn it on in Control Center.



TO CONNECT USING WI-FI

- 1 Choose "Batman" from the Wi-Fi settings on your computer or other device.
- 2 Enter the password when prompted.



TO CONNECT USING BLUETOOTH

- 1 Pair iPhone with your computer.
- 2 On iPhone, tap Pair or enter the code displayed on your computer.
- 3 Connect to iPhone from computer.



TO CONNECT USING USB

- 1 Plug iPhone into your computer.
- 2 Choose iPhone from the list of network services in your settings.