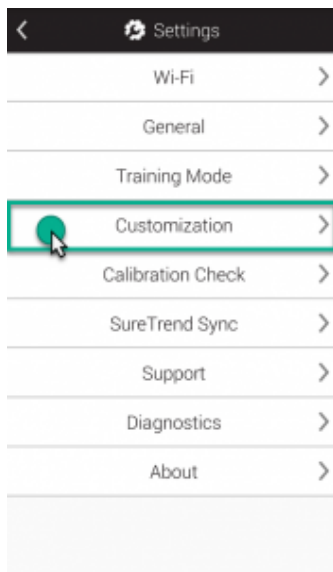


# Plan Settings

**Customizations are optional.** These settings may be changed any time without risk to your data.

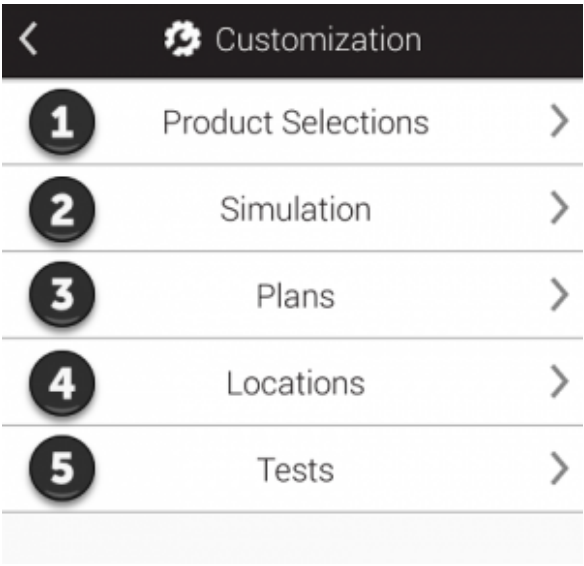
## Step One




[Click to enlarge](#)

Touch on the **Settings** button from the Home screen. Next, touch **Customization**.

## Step Two



Click to enlarge

Touch **Plans** (as shown at  in the image).

## Step Three



[Click to enlarge](#)

Toggle on **Allow Multiple Instances** if you plan on having multiple instances running simultaneously. If this is toggled off, a plan must first finish running before a new instance can be started.

You may also choose when a plan finishes. You can choose when it passes, when there is a pass or caution result, or when there is a pass, caution and fail result.