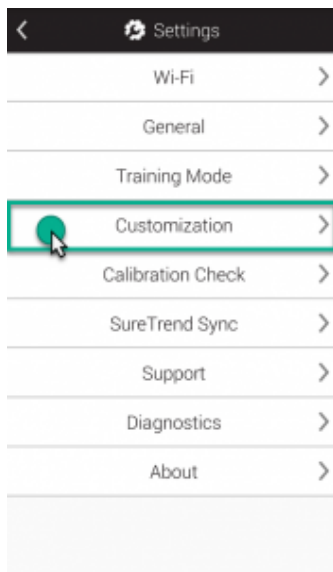


# Product Selections

**Customizations are optional.** These settings may be changed any time without risk to your data.

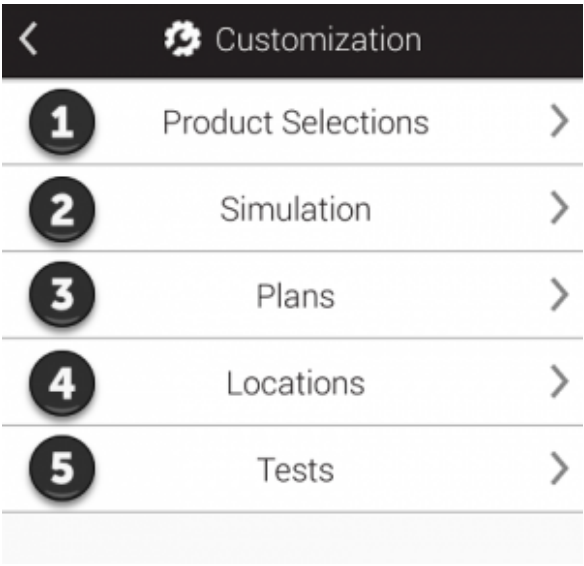
## Step One



[Click to enlarge](#)

Touch on the **Settings** button from the Home screen. Next, touch **Customization**.

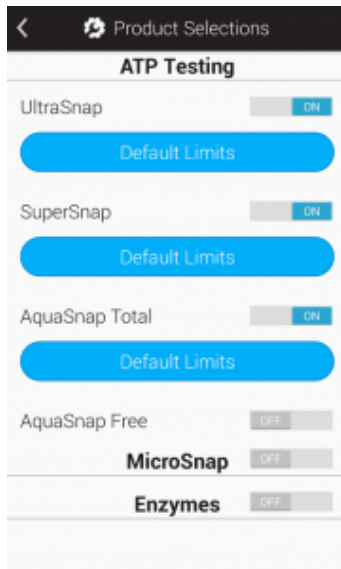
## Step Two



Click to enlarge

Touch **Product Selections** (as shown at **1** in the image).

## Step Three



[Click to enlarge](#)

## **ATP Testing**

Toggle on any products you would like to appear in the Device Type drop-down field when conducting regular tests and quick tests.

## **MicroSnap**

Toggle this on if you'd like to run MicroSnap tests. Once toggled on you'll be able to select any specific surfaces or products in the MicroSnap line you want to use.

## **Enzymes**

Toggle this on if you'd like to run Enzyme tests. Once toggled on you'll be able to select any specific tests you want to use.